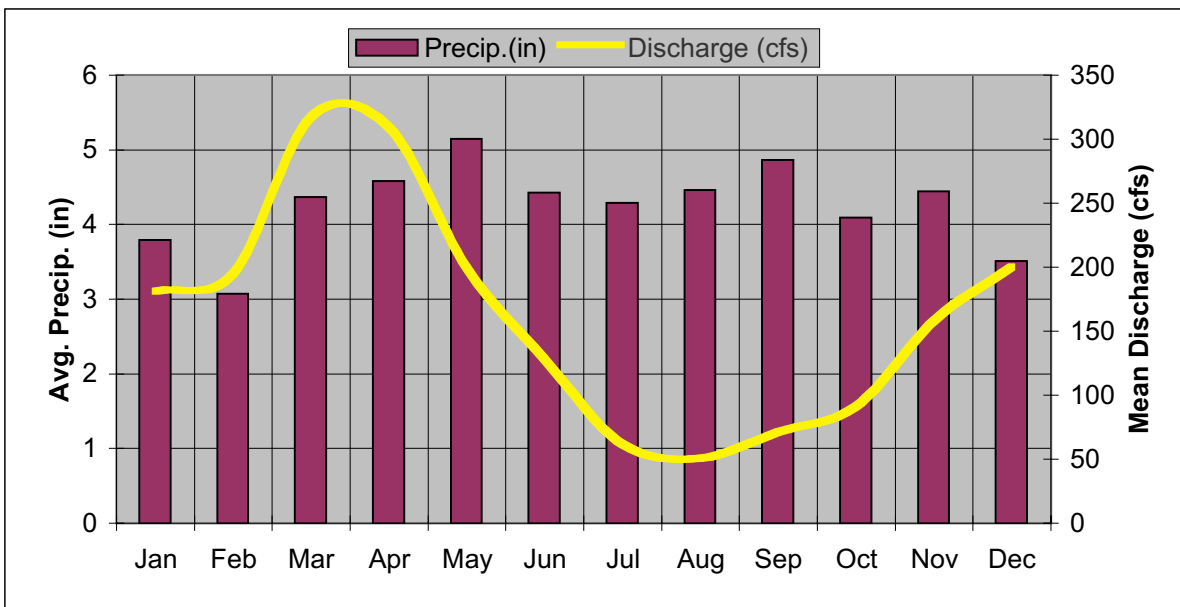
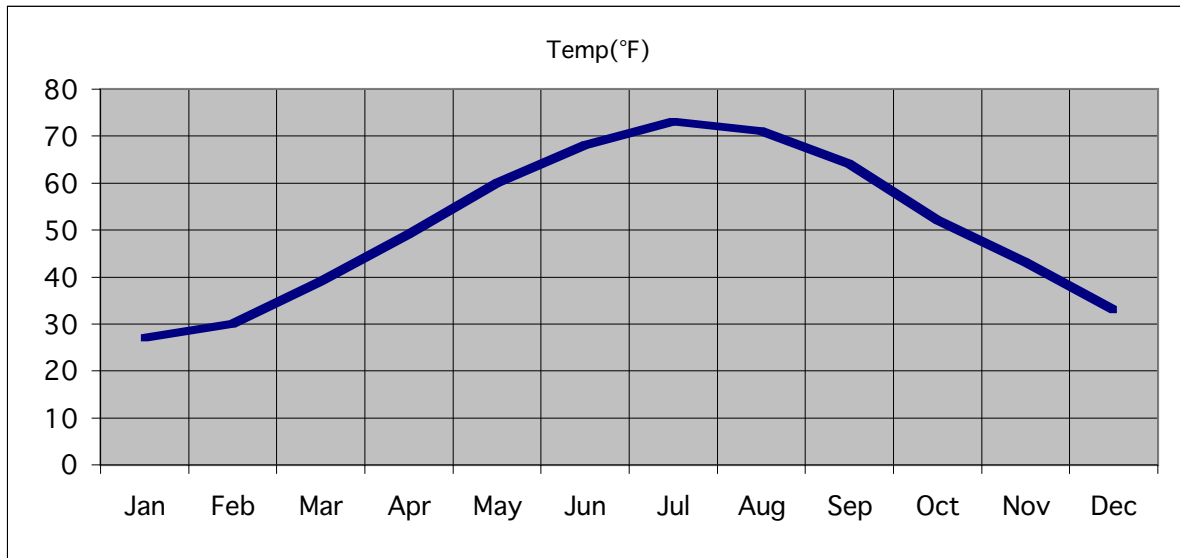
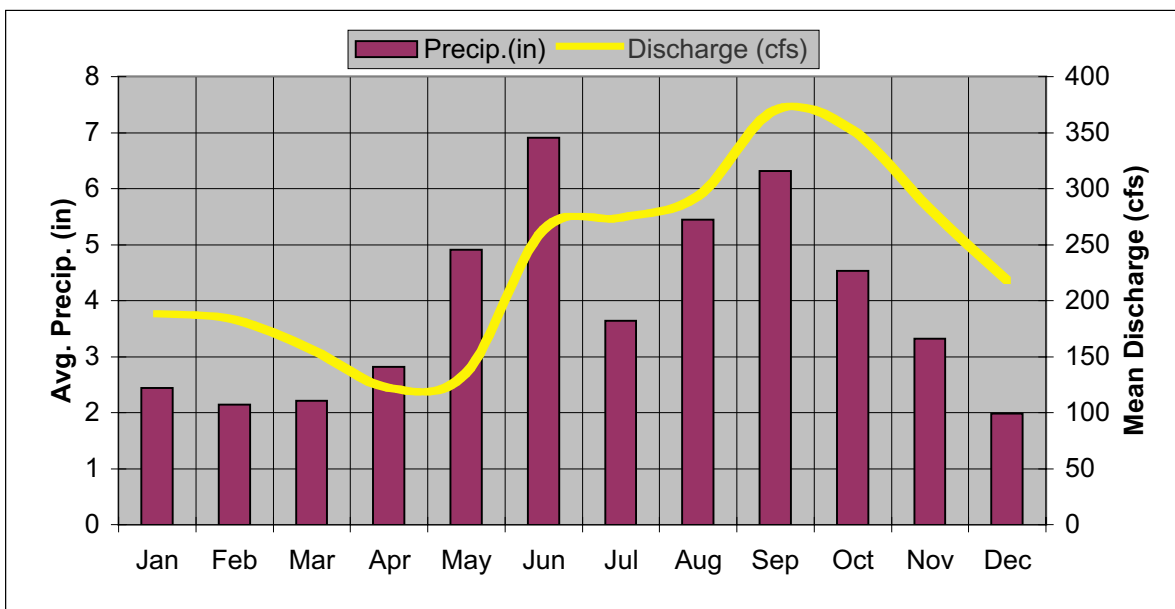
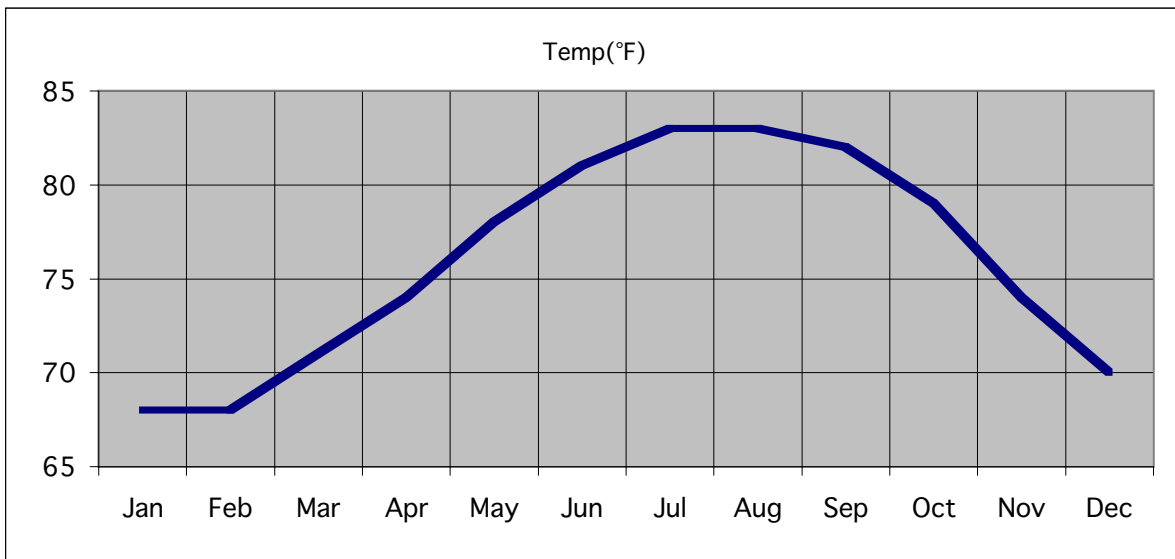


AVERAGES AT RAMAPO RIVER AT RAMAPO, NY			
Month	Temp(°F)	Precip.(in)	Discharge (cfs)
Jan	27	3.79	181
Feb	30	3.07	195
Mar	39	4.36	317
Apr	49	4.58	309
May	60	5.14	199
Jun	68	4.42	128
Jul	73	4.29	61.3
Aug	71	4.46	50.3
Sep	64	4.86	71
Oct	52	4.09	90.8
Nov	43	4.44	158
Dec	33	3.51	200



AVERAGES AT MIAMI CANAL AT MIAMI, FL			
Month	Temp(°F)	Precip.(in)	Discharge (cfs)
Jan	68	2.44	188
Feb	68	2.14	183
Mar	71	2.2	156
Apr	74	2.81	122
May	78	4.9	135
Jun	81	6.9	263
Jul	83	3.63	274
Aug	83	5.44	293
Sep	82	6.31	370
Oct	79	4.53	352
Nov	74	3.32	282
Dec	70	1.98	218



AVERAGES AT COLORADO RIVER AT YUMA, AZ			
Month	Temp(°F)	Precip.(in)	Discharge (cfs)
Jan	57	0.35	8,097
Feb	62	0.3	9,568
Mar	66	0.34	10,680
Apr	72	0.12	13,260
May	80	0.05	23,470
Jun	88	0.01	36,940
Jul	94	0.23	20,970
Aug	93	0.53	11,340
Sep	88	0.52	8,565
Oct	77	0.25	7,975
Nov	64	0.2	7,266
Dec	57	0.5	7,735

